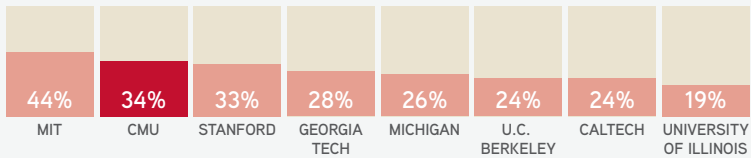


DIVERSITY BY THE NUMBERS

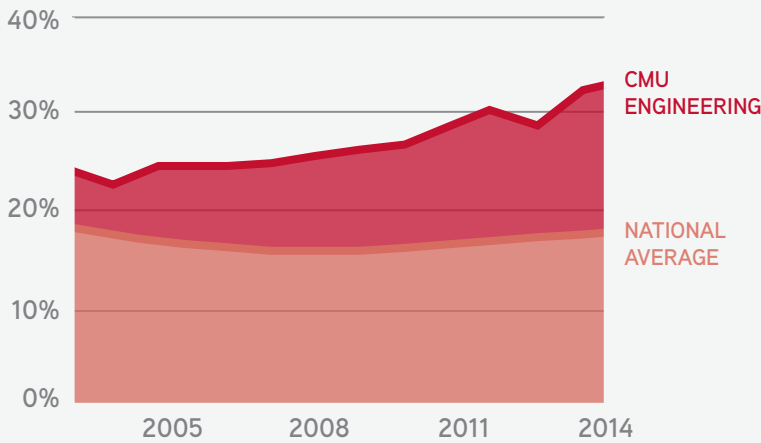
34% OF THE COLLEGE'S UNDERGRADS ARE **WOMEN**
2014 DATA

NEARLY DOUBLE THE NATIONAL AVERAGE (18%)



WOMEN IN ENGINEERING

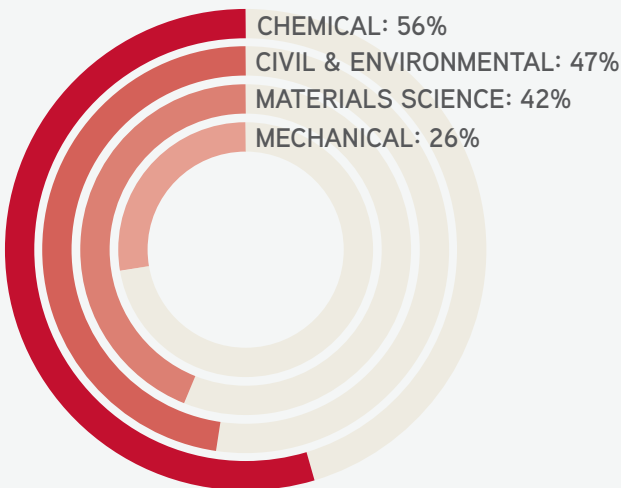
PERCENT ENROLLED FOR UNDERGRADUATE DEGREE



SOURCE: AMERICAN SOCIETY OF ENGINEERING EDUCATION

PERCENT FEMALE ENROLLMENT

TOP ENGINEERING MAJORS, FALL 2014



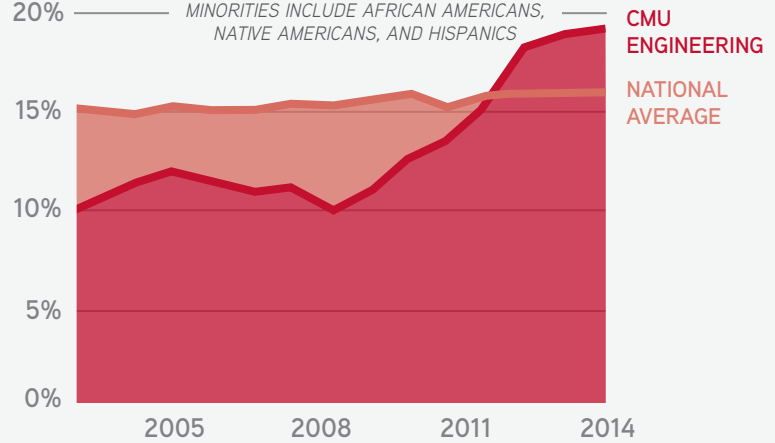
19% OF THE COLLEGE'S UNDERGRADS ARE **MINORITIES**
2014 DATA

HIGHER THAN THE NATIONAL AVERAGE (16%)



MINORITIES IN ENGINEERING

PERCENT ENROLLED FOR UNDERGRADUATE DEGREE



SOURCE: AMERICAN SOCIETY OF ENGINEERING EDUCATION

PERCENT MINORITY ENROLLMENT

TOP ENGINEERING MAJORS, FALL 2014

