


DIVERSITY BY THE NUMBERS

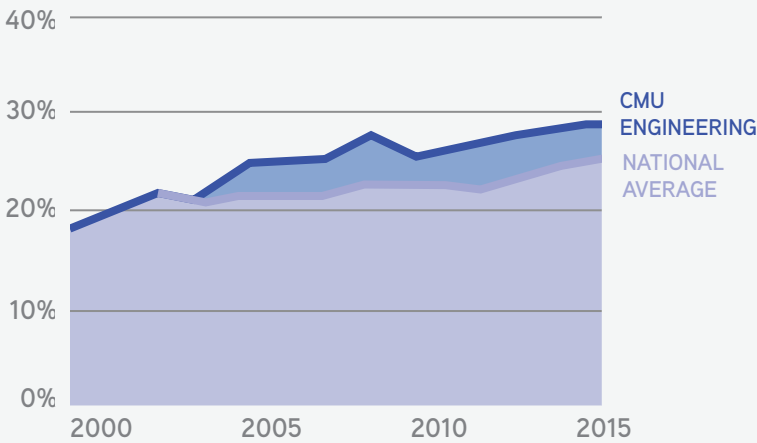
**28%** OF THE COLLEGE'S GRAD STUDENTS ARE **WOMEN**  
2014 DATA

HIGHER THAN THE NATIONAL AVERAGE (23%)



**WOMEN IN ENGINEERING**

PERCENT ENROLLED FOR GRADUATE DEGREE



SOURCE: AMERICAN SOCIETY OF ENGINEERING EDUCATION

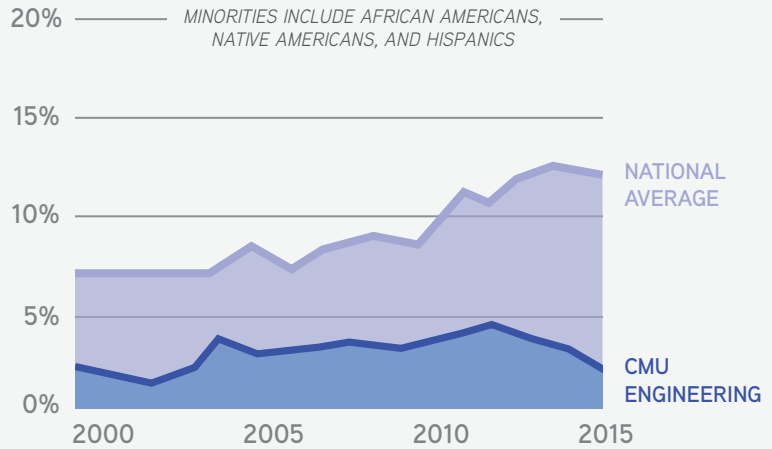
**2%** OF THE COLLEGE'S GRAD STUDENTS ARE **MINORITIES**  
2014 DATA

LOWER THAN THE NATIONAL AVERAGE (11%)



**MINORITIES IN ENGINEERING**

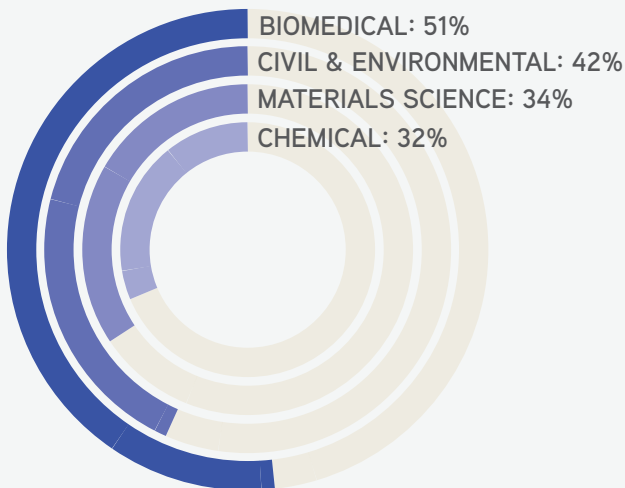
PERCENT ENROLLED FOR GRADUATE DEGREE



SOURCE: AMERICAN SOCIETY OF ENGINEERING EDUCATION

**PERCENT FEMALE ENROLLMENT**

TOP ENGINEERING DEPARTMENTS, FALL 2014



**PERCENT MINORITY ENROLLMENT**

TOP ENGINEERING DEPARTMENTS, FALL 2014

